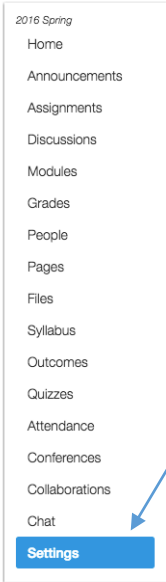


Cross-list Course Sections

This feature allows you to create an umbrella course for all of your content and attach each section to that course.

1. Open course settings

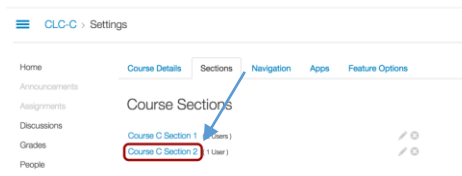


In Course Navigation, click the **Settings** link.

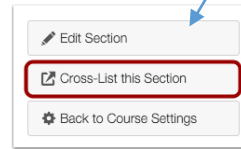
2. Then click on the sections tab



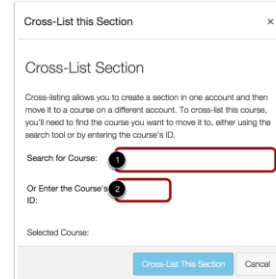
3. Click on the title of the section you want to cross list



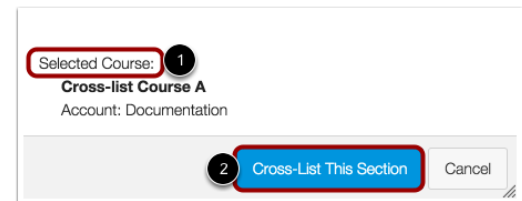
4. Then click on Cross-list this section (on the right side of the screen)



5. Search for the course you want to add the section to (this is the course that you created as your "umbrella" course)



6. Once you have selected the correct course, confirm by clicking on "cross-list this section"



7. Repeat for each section you wish to cross-list

Link to video tutorial -- <https://vimeo.com/74966157>