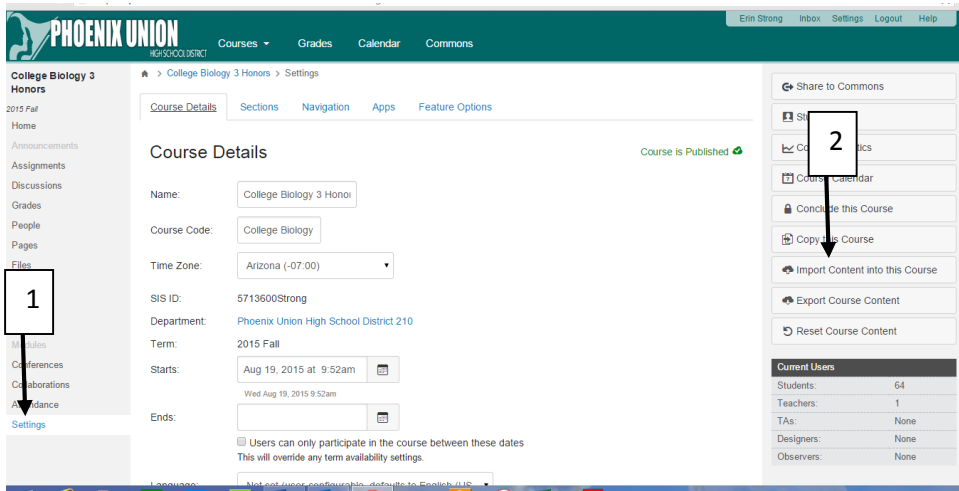
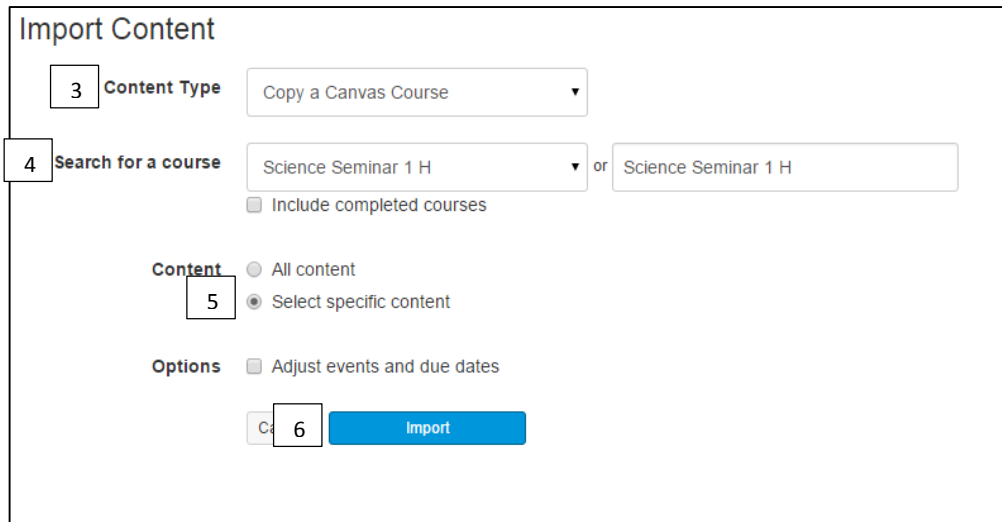


To copy parts of one canvas course into another course

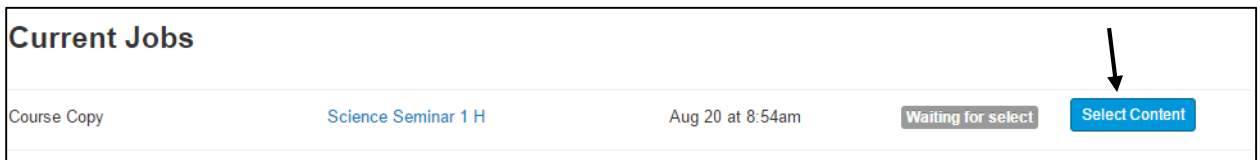
1. Click Settings
2. Click "Import Content into this Course"



3. For "Content Type" select "Copy a Canvas Course"
4. For "Search for a course" select the course you want to copy from
5. For "Content" choose "Select specific content"
6. Then click import.



7. Once you click import, on the next screen (see below), click "select content"



8. Then you can select as many or as few items to import.
9. Once you have selected the items you want to copy, click “select content” (it may take a few minutes, depending on how many items were selected)

The screenshot displays a course content selection interface. The content is organized into a tree view with the following categories and items:

- Course Settings
- Syllabus Body
- Assignments (3)
- Wiki Pages (1)
  - Home Page
- Rubrics (3)
  - Ecological Footprint
  - 31 Card Game
  - Yeast Experiment
- Files (2)
  - course files
    - inthisclassroomwedo-greensmall.jpg
    - PFS for ENG-College Bio block course.docx

At the bottom right of the interface, there are two buttons: "Cancel" and "Select Content".